



**East Torrens**  
Primary School

# NEWSLETTER

Principal: Lynette Simons

PH: 83371411

EMAIL: dl.0971.info@schools.sa.edu.au




**Week 10**

**Term 2**





**2026**

In  
this  
issue...

Page	Item	Page	Item
1	R12 Class	8	STEM/Uniform shop/Did you know?
2	H23 & R12 Buddy Class	9	Finance News
3	Principals Message	10-11	Playgroup
4	Term 2 Calendar	12	Autism SA
5	IELP News	13	2027 Reception Enrolments
6-7	Wellbeing News	14-15	Mathematics




## Bits, Bytes and Bright Ideas: R12 Students are a High 'LIGHT' of the ETPS STEM Showcase



# H23 & R12 Buddy Class



H23 and R12 thoroughly enjoy their buddy time together especially in the library. R12 has shown H23 how to explore books of the shelves, make selections and borrow. Then they share the book together. They also spend time getting creative with our STEM resources in our newly renovated library space.



# Principal's Message

Dear Parents,

## Remembering Harry

Harry was a cherished member of our school community, and it was with deep sadness that we shared the news of his passing two weeks ago. Over his time at East Torrens Primary School, he touched the lives of many students and staff with his lively personality and enthusiasm for school and being with his friends in R15.

Harry had a genuine love of dinosaurs and Star Wars and enjoyed sharing his knowledge and excitement with classmates. He enjoyed playing cricket with his friends, and he was known for having long conversations with staff on topics of interest to him.

Harry will be greatly missed by all who knew him. Our thoughts and heartfelt condolences go out to Harry's family and friends during this difficult time.

The school is offering support to students and staff who may need someone to talk to as we remember and celebrate Harry's life.

We thank everyone for their support and care during this sad time.



## STEM Spectacular

Last week, East Torrens Primary School transformed into a hub of innovation for our STEM Spectacular open morning! Students amazed visitors with their creative STEM projects and hands-on activities, showcasing their problem-solving skills and passion for learning. The finale of the event was the thrilling launch of water rockets—built by students in partnership with Southern Launch—followed by a fabulous drone demonstration from STEM Centre Australia that captivated everyone.

Thank you to all the parents, family members and special guests who joined us and cheered on our students. Your involvement and enthusiasm helped make the day a fantastic celebration of STEM learning. It was truly a memorable and inspiring morning for our school community!

## Reminder

**The last day of the term is**

**Friday 3<sup>rd</sup> of July with early dismissal at 2pm.** Students return to school after the holidays on Monday 20<sup>th</sup> July at 8:40am.

We wish all of our students a happy holiday and look forward to seeing them back with energy and enthusiasm for learning in Term 3.



Regards,

*Lynette Gimons*

## Term 2, 2026

WEEK	MONDAY	TUESDAY	WEDNESDAY	THURSDAY	FRIDAY
1	27/04/2026	28/04/2026	29/04/2026	30/04/2026	01/05/2026
	<b>First Day Term 2</b>				Rugby League Carnival Yr 3-4
2	04/05/2026	05/05/2026	06/05/2026	07/05/2026	08/05/2026
			School Tour 4pm	Mothers Day Stall	SAPSASA Cross Country Carnival
3	11/05/2026	12/05/2026	13/05/2026	14/05/2026	15/05/2026
	<b>Governing Council Meeting 6pm</b>				
4	18/05/2026	19/05/2026	20/05/2026	21/05/2026	22/05/2026
			Rugby League Carnival Yr 5-6		
5	25/05/2026	26/05/2026	27/05/2026	28/05/2026	29/05/2026
	<b>Pupil Free Day OSHC available</b>			School Tour 10 am	
6	01/06/2026	02/06/2026	03/06/2026	04/06/2026	05/06/2026
7	08/06/2026	09/06/2026	10/06/2026	11/06/2026	12/06/2026
	<b>PUBLIC HOLIDAY Kings Birthday OSHC Closed</b>	National Sorry Day	Reconciliation Week	Reception Transition Visit 1	
8	15/06/2026	16/06/2026	17/06/2026	18/06/2026	19/06/2026
	<b>Governing Council 6pm</b>	School Tour 2 pm	Reception Transition Visit 1 School Photo Day		
9	22/06/2026	23/06/2026	24/06/2026	25/06/2026	26/06/2026
		STEM Spectacular		Photo Catchup Day	
10	29/06/2026	30/06/2026	01/07/2026	02/07/2026	03/07/2026
					<b>End of Term Early dismissal 2pm</b>

NAIDOC Week is first week of school holidays.

# Intensive English Learning Program News (IELP)

Dear Families,

We warmly welcome our newly joined students and their families to our school community:

Pranavi S	Pragadeesh S
Maneli N	Yuvan G
Victoria L	Kent V
Aradana G	

We look forward to getting to know you as you begin your learning journey with us.

We are also excited to share that a number of our students will be transitioning to mainstream classes in Term 3. This is a wonderful milestone and we are very proud of their progress. We are confident they will continue to thrive and succeed in their new learning environments.

Congratulations to the following students for their achievements in learning English:

Yiota Chronis  
IELP Leader



## Proud of Our Exiting IELP Students

### Virginia Wong – M10 Reception /Year 1

Azeliya D  
Katie L

### Erin Pedler – M9A Year 1

Falah H  
Jordan Z  
Kandy L

### Chamila Chandrasena – M8 Year 2/3

Anna K  
George Z  
Neha L  
Rena Y

### Amber Kazmi – M6A Year 4/5

Joanne Z  
Mahoor P  
Norah L

### Rachel Colquhoun/Penny -M5 Year 6

Agnes W  
Ichika K  
Kyro L  
Thivyanshi S



# Wellbeing from The Nest



Hello Families

I blinked and the middle of the school year has arrived. The past two terms have flown past, and we as a school community have achieved so much. It's been wonderful to see the amazing learning our students are doing and the STEM Spectacular was a wonderful way to put it all together. As adults, we spend a lot of our time keeping to schedules, managing calendars and trying to keep up with the changing world we are raising our children in, so to see our families having some fun with the hands on activities in the STEM room was wonderful.

As we approach the school holidays, it's a timely reminder of the profound impact our actions and words have on our children. "The way we talk to our children becomes their inner voice."

The holidays provide a wonderful opportunity to slow down, connect, and enjoy simple moments together. Whether you encourage your child to try something new, praise their efforts, or remind them of how loved and valued they are, these daily conversations help shape their sense of self.

No parent gets it right every time, and that's okay. What matters most is creating a home where children feel safe, supported, and encouraged. The positive words you share during the holidays can build their confidence, strengthen their resilience, and help them return to school feeling happy, secure, and ready to learn.

We hope your family enjoys a safe, restful, and fun-filled break—making memories and sharing words that will stay with your children long after the holidays are over.

Regards, *Mrs Piro*



## Art Club.

In the Nest, on Tuesday lunchtimes, a group of 10 budding artists are busily creating their latest masterpieces. Over the past two terms, these students have been meeting each week to explore their creativity in a fun, safe and supportive environment. They began by experimenting with acrylic paints, producing some wonderful artwork while building confidence, developing friendships and expressing themselves through art.

More recently, the girls have swapped their acrylics for watercolours as they prepare for an exciting opportunity to exhibit their work in this year's SALA Exhibition at Morialta Secondary College.

As part of the project, the students have been working alongside local artist Zinia King, who has introduced them to watercolour techniques and shared some of her artistic knowledge and creative tips. Their artworks are inspired by the theme "Whimsical Wonderland" and will be on display during the week beginning 3rd August.

We are incredibly proud of the girls' enthusiasm, creativity and willingness to try something new. We can't wait to see their finished pieces and look forward to sharing them with our school community soon!

# Wellbeing from The Nest

## Values Certificates

Excellence	Community	Respect	Empathy
Agnes M5 Thivyanshi M5 Innisai M10 Seyhi M4 Leo H22 Harshal H23	Hannah M8 Norah M6a Aanvi H22 Ubbay R12 Ruize M5 Avrora C20 Maya R14 Winnie M8 Delsa M3	Lan M4 Andrey C20 Taylor H22 Xiaohe HeM8 Mahoor M6a Aradana M5 Cindy R14 Adriana M9a Aarika R12 Marcos R14 Feo M9a Adam M8 Lozen M4 CJ C21 Charlotte M3 Bond C20	Tiberius R12 Siena R14 Willow H23 Naman M3 Sia M3 Caleb C20 Finley M4 Chloe H23 Mila H22 Sarah C21 Issac C20



EXCELLENCE



COMMUNITY



RESPECT



EMPATHY



### Raffle Tickets Weeks 6-8

George M8 Maneli M8 Liam R14 Mahoor M6a Parnian M3 Lani M5	Abot C20 Abaan R13 Manaarth R13 Rena M8 Greg M3 Delsa M3	Connor R13 Ellie R12 Liani M5 Jaxson H22 Eleanore R14 Matilda M4
---	---	---



**East Torrens Primary School** & **STEM Centre Australia**

**Your Child's Next STEM Adventure Awaits!**  
After-School Program for Term 3

Prepare for an unforgettable Term 3! Our unique, STEM programs are designed as immersive adventures that kids absolutely love.

If your child would like to join our after school STEM program in Term 3, please scan the QR code or visit **Stem Centre Australia** to enrol.



# Uniform Shop

Please note that the uniform shop will be closed during the school holidays and reopen on **Tuesday 21/7/2026 at 8.30 am.**

# Did you know?

We have public Facebook and Instagram pages. Please take a look and follow us to stay updated with our latest news and events.



[www.facebook.com/etorremsps](http://www.facebook.com/etorremsps)



**East Torrens Primary School**  
149 followers • 4 following



[www.instagram.com/etorremsps](http://www.instagram.com/etorremsps)

← **etorremsps** 🔔 ⋮

 **East Torrens Primary School**

3 posts 15 followers 3 following

Welcome to East Torrens Primary School, nestled in the vibrant suburb of Hectorville, South Australia.

# Finance News

## School Fees OVERDUE

Dear Parents/Carers,

Statements detailing all outstanding payments for children at East Torrens Primary School have been emailed . Any overdue amounts appearing on the statement are required to be settled as soon as possible.

- If your school fees have already been paid, please disregard the email.
- If you have applied for a School Card and are awaiting the outcome, no further action is required at this stage.
- If you have already arranged a payment plan, thank you for your cooperation.
- If you have not yet set up a payment plan, please contact us without delay on 08 3371 411 or via email at dl.0971.finance@schools.sa.edu.au to discuss your payment options.

Your prompt attention to this matter is greatly appreciated.

Kind Regards

Kavita Mer  
Business Manager

## School Card Scheme

If you're a low-income family with children attending government schools, you can get financial help with school fees, materials and services charges through the School Card scheme. You could also get access to a free device if your child is in year 7 or 10 and their school takes part in the department's School Device Program.

Parents should speak directly to their school about financial help.

Who can apply

School Card is available to:

- families with children aged 4 years and over who attend a school full-time
- independent full-time students studying year 10, 11 or 12
- adult re-entry students who are completing their SACE.



[Click for more information](#)  
[and to complete the application form.](#)



We are delighted to share some wonderful moments from recent sessions at East Torrens Playgroup! Our children have been busily exploring a range of engaging activities, with this term focusing on the fascinating world of farm animals, water play, and opportunities for free play.

Through guided experiences, children discovered more about different farm animals—their sounds, habits, and habitats—sparking plenty of curiosity and laughter. Water play continues to be a favourite, providing both delight and valuable sensory experiences (along with lots of splashes!). During free play, our children are developing social skills, creativity, and confidence as they interact with each other and try new things.

We have also been enjoying a wonderful selection of songs and stories together, building language skills and making cherished memories. It has been especially lovely to see children and families joining in with such enthusiasm.

There has been a noticeable increase in Playgroup numbers recently, and we warmly welcome all our new families. Thank you for contributing your energy and positivity—our Playgroup community is growing stronger every week!

We are also excited to announce that this term, East Torrens Playgroup has celebrated our very first group of Playgroup graduates. We look forward to recognising their achievements and progress as they prepare for their next big adventure at school.

We look forward to more joyful learning and connection in the weeks ahead.




## Come and join us!

If you would be interested in joining playgroup please register at [East Torrens Playgroup Registration Of Interest](#)



# Congratulations



# Autism Inclusion



Autism SA are running a school holiday program in the upcoming July school holidays at both their Tonsley and Elizabeth office.

For more information and to book, please see below and scan the relevant QR code or visit [AutismSA](https://autismsa.org.au) website.

## School Holiday Program



Have fun and build skills this July 2026 school holidays!

### About Autism SA's School Holiday Program

School holiday programs at Autism SA are a fun, supportive space where children aged 3-17 can participate in exciting activities that help them build life skills, boost communication and social confidence, and form meaningful friendships.

A variety of different programs are delivered each school holidays. Read below to learn more about therapeutic programs coming up next.

#### Self Care Spa Studio

Locations: Tonsley & Elizabeth - Ages: 5 - 11 years and 12 - 17 years

A calming, creative, spa-inspired 3-hour session supporting emotional wellbeing and social connection with sensory-friendly self-care experiences. Be apart of the Mini Studio (Ages 5-11) or the Teen Studio (Ages 12-17) and have fun!



#### Building Connections - Social Group

Locations: Tonsley & Elizabeth - Ages: 7 - 12 years

Building Connections is a fun and engaging social group designed to help children aged 7-12 build friendships, communication skills, and confidence while working together with LEGO®.



#### Cooking Group

Locations: Tonsley & Elizabeth - Ages: 6-12 years and 12 - 17 years

Develop skills in kitchen safety, basic cooking, planning and problem solving, and social communication in a supportive group environment. Our team guide participants through foundational cooking activities to grow their skills and confidence in the kitchen.



6-8 MAB Circuit, Tonsley  
South Australia 5042  
[contactus@autismsa.org.au](mailto:contactus@autismsa.org.au)

1/57 Elizabeth Way, Elizabeth  
South Australia 5112  
1300 288 476

PO Box 556, Melrose Park DC  
South Australia 5039  
[autismsa.org.au](https://autismsa.org.au)



If you have any questions or would like to chat, you can email Maria Primavera, Autism Inclusion Teacher (AIT) at: [maria.primavera797@schools.sa.edu.au](mailto:maria.primavera797@schools.sa.edu.au)

# RECEPTION ENROLMENTS 2027

If your child is due to start school in 2027, please complete the online Registration of Interest form to be added to our waiting list




## Is your child due to start Reception in Term 1 or Term 3 of 2027?

Please visit our website [www.ettorrensps.sa.edu.au](http://www.ettorrensps.sa.edu.au) to complete our **registration of interest form**.

<https://www.ettorrensps.sa.edu.au/enrolments/registration-of-interest/>

For information regarding our **Principal's School Tours** please visit <https://www.ettorrensps.sa.edu.au/enrolments/school-tours/>

	There are two intakes per year	
	TERM 1	TERM 3
	Children who are born <b>between 1st November and 30th April</b> , will commence in <b>Term 1</b> of the following year and complete 4 terms of reception.	Children who are born <b>between 1st May and 31st October</b> , will commence in <b>Term 3</b> and complete 6 terms of reception.
Registration of Interest forms to be received by the school.	<b><u>Due: Term 2, Week 10 - 3/7/2026</u></b> Please submit your <b>Registration of Interest</b> as soon as possible in order to be placed on our waiting list. The enrolment officer will acknowledge your submission via email.	
Email sent regarding placement at ETPS	From: Term 3, Week 1 20/7/2026	From: Term 1, Week 3 8/2/2027
Acceptance of Enrolment offer due	Due: Term 3, Week 2 31/7/2026	Due: Term 1, Week 4 19/2/2027
Attend scheduled enrolment meeting	Term 3, Weeks 9 & 10 14/9/2026 to 24/9/2026	Term 2, Weeks 2 & 3 3/5/2027 to 13/5/2027
Attend 3 scheduled Transition Visits	Term 4 Thursday 19/11/2026 Wednesday 25/11/2026 Wednesday 2/12/2026	Term 2 Thursday 10/6/2027 Wednesday 16/6/2027 Thursday 24/6/2027

**By the end of the year, your child will be meeting the Year 2 mathematics standard if ...**

... they are solving realistic problems using their growing understanding of number, algebra, geometry, measurement and statistics. They will be exploring increasing and decreasing number patterns such as counting by two from any starting point. They may use their fingers to help them keep track of numbers.

**To meet the standard, your child will be learning to:**

- solve addition and subtraction problems using numbers up to 100
- count in 2s, 5s and 10s, forwards and backwards
- find  $\frac{1}{2}$ ,  $\frac{1}{4}$  and  $\frac{1}{8}$  of simple shapes and collections of objects
- sort objects into common groups and describe what they have done
- ask and answer questions, and display their findings
- give and follow directions
- measure objects using their hands, feet or a pencil.

## FOCUS ON NUMBER

During Year 2 at school, a large part of mathematics teaching time will focus on number learning.


This is a small part of the skills and knowledge your child is learning in order to meet this standard. Talk to the teacher for more information about your child's learning.

## MATHEMATICS PROBLEMS AT THIS LEVEL MIGHT LOOK LIKE THIS:

Imagine there are 9 spoons and 12 bowls.

Each bowl needs a spoon.

**For each bowl to have a spoon, how many more spoons are needed?**



**MATHS flyer**

I worked this out by counting on from 9 – so, 10, 11, 12. I found 3 more spoons are needed.



Ask the teacher what your child is doing in mathematics. Talk about how you can work together to support your child's learning.

# MATHEMATICS AT HOME



## Mathematics, like reading, is a skill that is learnt through practice

Talk together and have fun with numbers and patterns. Help your child to do these things:

- Find numbers around your home and neighbourhood and look for patterns (e.g. 7 on a letterbox, 17 on another and 27 on another).
- Count forwards and backwards starting with different numbers (e.g. 58, 59, 60, 61, 62, then back again), and have fun by taking turns to say the next number. Make patterns when counting forwards and backwards (e.g. 5, 10, 15, 20 then 20, 15, 10, 5 and 30, 40, 50, 60 or 12, 14, 16, 18, 20 ...).
- Solve addition and subtraction problems (e.g.  $8 + 4$ ,  $16 - 3$ ). Ask your child how they solved the problems (e.g. Did you count forwards or backwards in your head? Did you use your fingers? Did you solve it another way?). Have them try addition and subtraction problems by counting forwards or backwards in their heads (e.g.  $8 + 4$ ,  $16 - 3$ ).
- Count the number of flowers in a garden, or trees in a park.
- Learn different ways to make 10 (e.g.  $6 + 4$ ,  $3 + 7$ ).
- Double and halve numbers to 20 (e.g.  $7 + 7$  is 14, half of 14 is 7).

## Use easy, everyday activities

Involve your child in activities like these:

- Sort washing, odd socks, toys, cans, etc. while tidying up.
- Share your favourite numbers with each other and explain why you like each number.
- Read, noticing and talking about numbers of things. Ask questions about the pictures like 'How many birds are there? How do you know? How did you count?'
- Do a shape and number search together wherever you are, e.g. for number of shoes, shapes of doors and windows.

Mathematics is an important part of everyday life and there are lots of ways you can make it fun for your child.

Being positive about mathematics is really important for your child's learning – even if you didn't enjoy it or do well at it yourself at school.



THE WAY YOUR CHILD is learning to solve maths problems may seem strange. Ask questions. Get your child to show you how they do it and support them in their learning.



## FOR SCHOOL HOLIDAYS/WEEKENDS/RAINY DAYS

Here are some suggestions for what you and your child can do together.

- Use maths-related words during play (treasure hunts, obstacle courses, building huts from cardboard boxes) – 'inside', 'outside', 'in front of', 'next to', 'behind', 'under', 'over', 'between', 'around', 'up', 'down', 'heavy', 'light', 'round', 'your turn next', 'before', 'after', 'left' and 'right', 'square', 'triangle'. Use the language that works best for you and your child.
- Play 'I spy something that is longer, bigger, smaller than ...', and do pen and paper games (e.g. noughts-and-crosses, dots and boxes and crosswords) and jigsaw puzzles together.
- Play with water using differently shaped containers and measuring cups.
- Cook. Talk to your child about the recipe/ ingredients and how much you will need to feed everyone.
- Dance to music and sing or clap to favourite songs.
- Play with a pack of cards. Make up addition and subtraction problems using the numbers 1 to 20.
- Look at a calendar. Ask 'how many days/ weeks until [an event]?', 'how many days in the month?', 'how many weekends?' Encourage your child to look for patterns.

## SUPPORT YOUR CHILD

Parents, family and carers like you play a big part in your child's learning every day – you can support and build on what they learn at school.